

ENDUR FLOOR MILANO BIO

SYSTEM DATA SHEET

Seamless decorative resin flooring
Reduced Carbon Footprint



TECHNICAL SNAPSHOT



COMPRESSIVE STRENGTH

<50Mpa



ABRASION RESISTANCE

Excellent



BOND STRENGTH TO CONCRETE

>1.5Mpa



DRY HEAT RESISTANCE

120°C



CHEMICAL RESISTANCE

Good - The following chemicals are an example only, based on ambient temperature exposure. Consult A&I for further information and any chemicals not listed below.

- Hydrochloric Acid 10% in H₂O
- Sodium Hydroxide 10% in H₂O
- Motor Oil
- Brake Fluid
- Skydrol
- Sulphuric acid 35%
- Grease
- Acetic acid 5%
- Diesel
- Hydrocarbon Solvents
- Nitric Acid 10%

Note: Aesthetic staining is not classed as failure. Spills and splashes should be cleaned and removed within 24hrs.

FEATURES & BENEFITS


- Seamless
- UV stable
- Stone like decorative finish
- Easy to clean and maintain
- Wide range of colour blends
- Variable slip resistance P2-P5
- Excellent chemical resistance
- Excellent abrasion resistance

Products within this system use waste cooking oil and biofuel waste matter to produce epoxy resin. This replaces a proportion of the fossil fuels that would otherwise be required. (Contact A&I for specific % of Biomatter used within system)



TYPICAL USES

- Amenities
- Change rooms
- Foyers
- Dining areas
- Food Courts
- Garages
- Retail outlets
- Offices
- Showrooms
- Veterinary Facilities



ENDUR FLOOR MILANO BIO

SYSTEM DATA SHEET

Seamless decorative resin flooring
Reduced Carbon Footprint



PREP AND SUBSTRATE REQUIREMENTS

- Suitable substrates are concrete, CFC and mineral based substrates.
- Substrate to be minimum of 25Mpa compressive strength and 1.5Mpa tensile strength.
- Substrate must be free of rising moisture and must have an effective damp proof membrane beneath.
- Substrate moisture content must be below 4% pbw.
- Surface must be sound, dry, free from all loose material, laitance, old coatings, dust and surface contaminants (e.g. oil, grease, chemicals, release/curing agents etc.).
- Concrete must be suitably keyed to ensure good coating adhesion. This can be achieved by diamond grinding to minimum ICRI CSP 2.
- Remove all loose matter through vacuum cleaning.


ATMOSPHERIC REQUIREMENTS

- Substrate surface temperature to be 3°C above dew point during installation and initial set
- Application temperature between 10 – 30°C
- Below 85% RH

SYSTEM BUILD UP refer to individual product sheets for detailed product information.

APPLICATION:

- Apply a Primer Coat of Enviroset 4110/4116 at 6m²/litre.
- Apply a base Coat Enviroset 4110/4116 at 6m²/Litre and whilst wet, apply a full broadcast of Vinyl Flake at 0.5kg/m².
- Once cured, sweep and scrape excess flake and Vacuum thoroughly.
- Apply 2 coats of Vitrethane 633 or Enviroset 8470 at 4-5m²/Litre for first coat and 7m²/Litre second coat.
- Contact A&I Coatings for guidance on achieving differing levels slip resistance.



ENDURAFLOOR MILANO BIO

SYSTEM DATA SHEET
Seamless decorative resin flooring
Reduced Carbon Footprint



CURING TIMES

- Pedestrian traffic: 24hrs at 22°C.
- Vehicle Traffic: 48hrs at 22°C.
- Full Cure: 7 days at 22°C.
- Curing times are subject to change depending on the ambient temperature.
- Ensure no water contact for at least 36hrs.

FOR SPECIFIERS

SPECIFY:


“Floor coating system to be Endurafloor Milano BIO as supplied by A&I Coatings PTY LTD”

OPTIONS	Thickness	Slip Rating	Colour	Finish
	1mm	Select from P3 – P5 as required	Choose from standard blends, contact A&I Coatings for further blends	Gloss or Satin

STANDARD BLENDS:



Grey Granite



Black Granite



Glacier



Grey Mist




Grey Wacke




Sandstone

ENDUR FLOOR MILANO BIO

SYSTEM DATA SHEET
Seamless decorative resin flooring
Reduced Carbon Footprint



Gem Stone



Ocean Stone



Khaki Stone

*Contact A&I Coatings for information on further blends that are available.

IMPORTANT NOTES

- Any expansion joints must be reflected through the system and filled with a flexible joint sealer after system application.
- Any dynamic crack movement may transfer through the floor system and result in a visual crack on the surface.
- The coverage rates listed above on this system data sheet can vary depending on the quality of the substrate. Conduct site tests to verify.
- If any doubts exist on the suitability of the substrate, it is recommended a site test be conducted.