

# ENDUR FLOOR AUTOSHIELD

## SYSTEM DATA SHEET

Heavy duty, slip resistant flooring system with high impact and abrasion resistance



### TECHNICAL SNAPSHOT



#### COMPRESSIVE STRENGTH

<50Mpa



#### ABRASION RESISTANCE

Excellent



#### BOND STRENGTH TO CONCRETE

>1.5Mpa



#### DRY HEAT RESISTANCE

120°C



#### VOC

27grams/Litre, conforms to Green Star Design



#### CHEMICAL RESISTANCE


Good - The following chemicals are an example only, based on ambient temperature exposure. Consult A&I for further information and any chemicals not listed below.

- Sodium Hydroxide 10% in H<sub>2</sub>O
- Grease
- Motor Oil
- Acetic acid 5%
- Brake Fluid
- Diesel
- Sulphuric acid 30%
- Hydrocarbon Solvents
- Hydraulic Oil

Note: Aesthetic staining is not classed as failure. Spills and splashes should be cleaned and removed within 24hrs.

### FEATURES & BENEFITS

- Variable slip resistant profile from P3 – P5 ratings according to AS4586 2013
- UV resistant
- High chemical resistance
- Unlimited colour range
- Suitable for pedestrian, vehicle and forklift traffic
- Extremely high abrasion resistance
- Low VOC
- Excellent impact resistance
- Resurfacing worn and damaged floors.
- Light reflective
- Seamless Finish
- Easy clean



### TYPICAL USES

- Auto Workshops
- Truck Service Centres
- Wash Bays
- Tyre & Exhaust Centres
- Car Wash
- Military Workshops

# ENDUR FLOOR AUTOSHIELD

## SYSTEM DATA SHEET

Heavy duty, slip resistant flooring system with high impact and abrasion resistance



### PREP AND SUBSTRATE REQUIREMENTS

- Suitable substrates are concrete, CFC and mineral based substrates.
- Substrate to be minimum of 25Mpa compressive strength and 1.5Mpa tensile strength.
- Substrate must be free of rising moisture and must have an effective damp proof membrane beneath.
- Substrate moisture content must be below 4% pbw.
- Surface must be sound, dry, free from all loose material, laitance, old coatings, dust and surface contaminants (e.g. oil, grease, chemicals, release/curing agents etc.).
- Concrete must be suitably keyed to ensure good coating adhesion. This can be achieved by diamond grinding or shot blasting to minimum ICRI CSP 2-3.
- Remove all loose matter through vacuum cleaning.

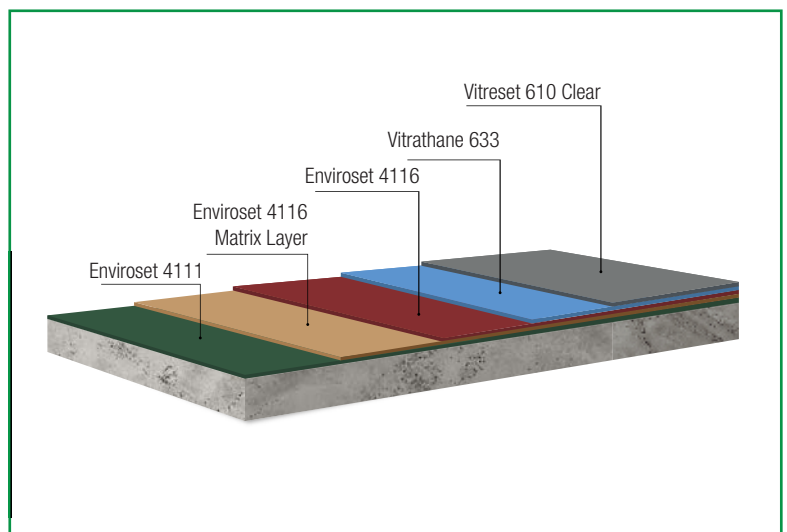
### ATMOSPHERIC REQUIREMENTS

- Substrate surface temperature to be 3°C above dew point during installation and initial set
- Below 85% RH
- Application temperature between 10 – 30°C

### SYSTEM BUILD UP refer to individual product sheets for detailed product information.

#### APPLICATION:

- 2-3mm finish – For the 2-3mm finish apply base layer of E4111 at 5-6m<sup>2</sup>/L. Whilst wet cast 18/40 aggregate at approximately 300 grams per m<sup>2</sup>.
- Apply E4116 by squeegee and backroll or flat trowel to 1mm thickness. Whilst wet cast 30/60 or 18/40 aggregate depending on slip resistance requirements (contact A&I). Broadcast is to refusal, 2-3kg/m<sup>2</sup>.
- Sweep and vac excess aggregate.
- Apply E4116 by squeegee and backroll at 3m<sup>2</sup>/L over the 30/60 sand, or 2.5m<sup>2</sup>/L over the 18/40 sand
- Apply pigmented V633 at 7-8m<sup>2</sup>/L by roller.
- Apply clear coat of V610 Polyaspartic at 8m<sup>2</sup>/L by roller, ensuring not to overfill.



# ENDURAFLOOR AUTOSHIELD

## SYSTEM DATA SHEET

Heavy duty, slip resistant flooring system with high impact and abrasion resistance



### CURING TIMES



- Pedestrian traffic: 24hrs at 22°C.
- Vehicle Traffic: 48hrs at 22°C.
- Full Cure: 7 days at 22°C.
- Curing times are subject to change depending on the ambient temperature.
- Ensure no water contact for at least 36hrs.

### FOR SPECIFIERS

#### SPECIFY:

“Floor coating system to be Endurafloor Autosshield as supplied by A&I Coatings PTY LTD”

OPTIONS	Thickness	Slip Rating	Colour	Finish
	2-3mm	Select from P3 – P5 as required	Choose from standard colours or any AS 2700 Colour	Gloss



### IMPORTANT NOTES

- For consistent colouration, ensure the colour is from the same batch over the course of the project.
- Any expansion joints must be reflected through the system and filled with a flexible joint sealer after system application.
- Any dynamic crack movement may transfer through the floor system and result in a visual crack on the surface.
- Certain colours such as whites, bright colours may require additional coats to achieve coverage. Consult with A&I for further information.
- The coverage rates listed above on this system data sheet can vary depending on the quality of the substrate. Conduct site tests to verify.
- If any doubts exist on the suitability of the substrate, it is recommended a site test be conducted.